




#### PRODUCT FEATURES:

- Retains Steering Wheel Controls via built-in, pre-programmed interface.
- Provides +12 volt accessory output.
- Auto detect on CAN Bus vehicles.
- Retains VR Command (Voice Recognition) function on select OEM steering wheel controls to activate CarPlay and Android Auto compatible devices.
- Works on the new generation Sony Radio with CarPlay function.

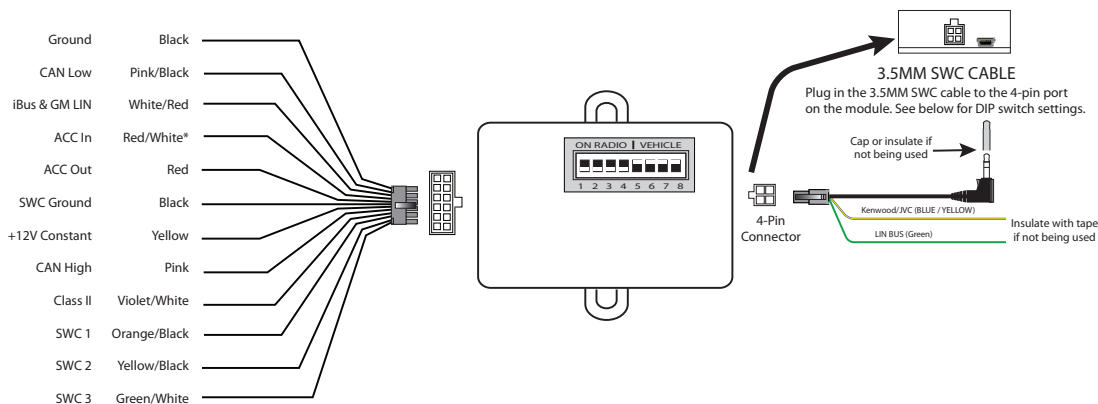
#### PARTS INCLUDED:

		
SWR-100 Module	SWR-100 Harness	SWC Cable

#### SUPPORTED RADIOS:

Alpine	Blaupunkt	Dual	Jensen	Kenwood	Power Acoustik	Soundstream
Boss	Clarion	Fahrenheit	JVC	Pioneer	Sony	Most Off-Brand Radios

#### INSTALLATION DIAGRAM:



\*For vehicles with analog SWC, connect the Red/White wire to ACC to power the module.

For vehicle specific wiring diagram and connection, please visit:  
[www.cruxinterfacing.com/wiring](http://www.cruxinterfacing.com/wiring) or click on the QR code.



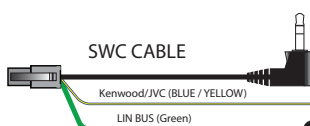
#### SWC CONNECTION:

For aftermarket radios with a 3.5mm jack for the SWC, use the SWC cable below.


(Old Sony, New Sony (with CarPlay/Android Auto), Pioneer, Jensen, Dual, Fahrenheit, New Soundstream)



For GM vehicles with LIN Bus, tap the GREEN (LIN Bus) wire to the GREEN/BLACK wire on the factory SWC.

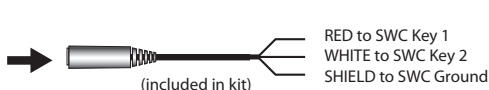
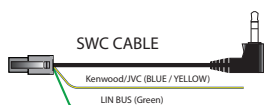


Vehicle GREEN/BLACK Wire  
Located beneath the steering wheel column



For radios with wires (2 or 3 wire) connections for SWC, use the female 3.5mm adapter.

(Boss, Power Acoustik, select Sounstream)



For Kenwood and JVC radios with a BLUE/YELLOW wire connection for SWC, tap to the BLUE/YELLOW wire of the SWC adapter..

