SWRFD-60L

Radio Replacement with SWC + Aux Input Retention
for FORD, LINCOLN & MERCURY Vehicles

PRODUCT FEATURES:

- Retains factory features in select FORD, LINCOLN, and MERCURY vehicles while functioning with an aftermarket radio.
- Pre-programmed to retain factory Steering Wheel Controls (on vehicles without Sync).
- iPhone Voice Recognition (VR) feature from SWC on select Kenwood, Pioneer, Alpine and JVC radios.
- Retains factory Aux-Input and Subwoofer (if equipped).
- EIA color coded wiring for easy installation.

PARTS INCLUDED:

SWRFD-60L MODULE



SWRFD-60L HARNESS

Antenna Adapter

SWC CABLE

INSTALLATION DIAGRAM:

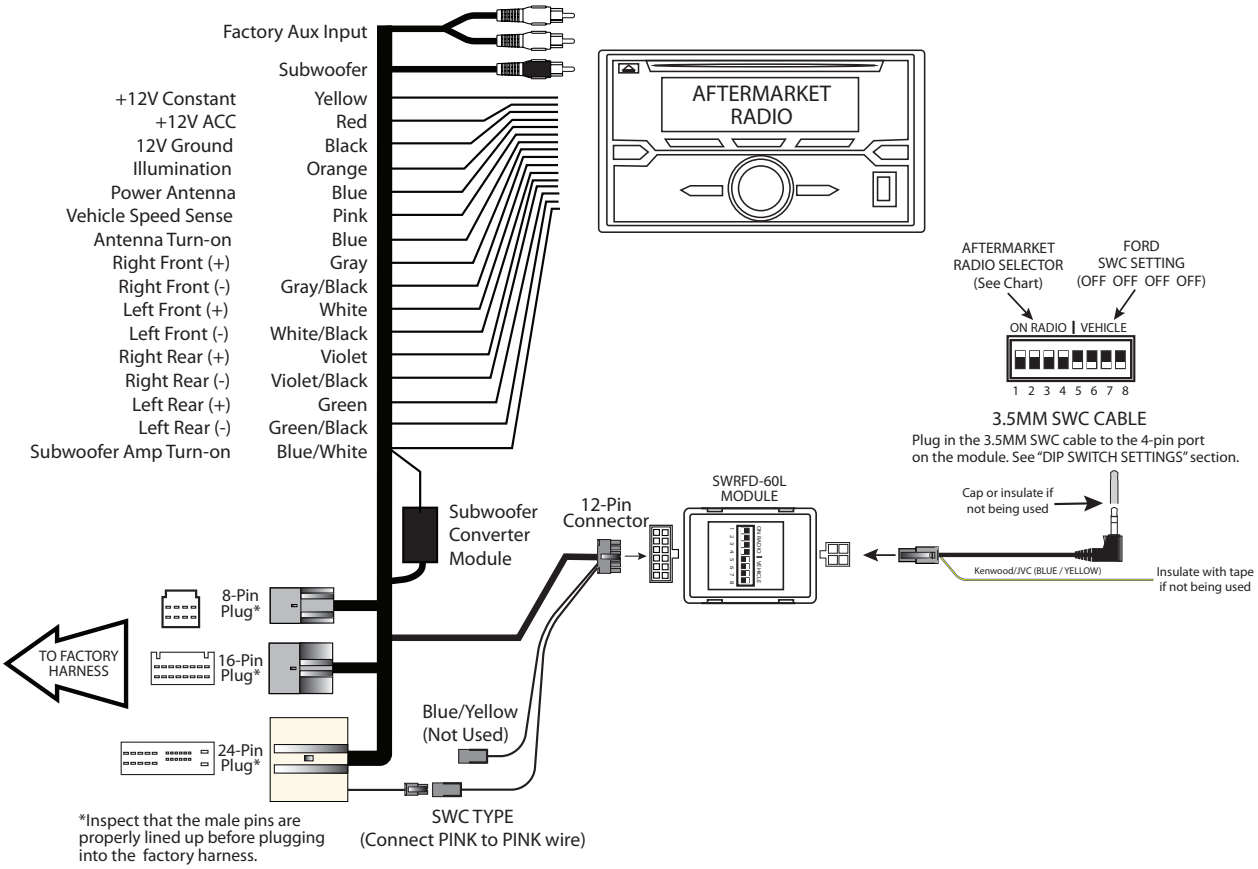

rev.040121

Crux Interfacing Solutions • Chatsworth, CA 91311
phone: (818) 609-9299 • fax: (818) 996-8188 • www.cruxinterfacing.com

NOTES:

1. Only supports analog Steering Wheel Control type.
2. Use part number SWRFD-60 for CAN Bus Steering Wheel Control.
3. Output signal stated above may not cover all Year/Model.
4. Does not retain SYNC.
5. Not compatible with factory-installed Sony systems and THX systems with amplifier.

ANALOG CONNECTION:

HOW TO DETERMINE IF THE VEHICLE HAS ANALOG SWC:
Analog Steering Wheel Control (SWC) signal vehicles will have wires populated and line up to the PINK and BLACK wire on the 24-Pin Crux connector.

If one wire is missing then you will need to use Crux part number SWRFD-60.

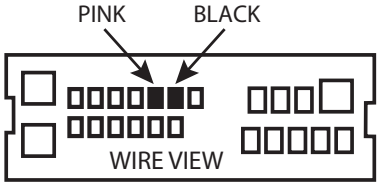

Crux 24-Pin Connector

DIP SWITCH SETTINGS:

AFTERMARKET RADIO DIP SWITCH SETTINGS:

RADIO BRAND: DIP:	1	2	3	4
Atoto, Dual, Farenheit, Jensen, Pioneer	OFF	OFF	ON	ON
Power Acoustik, Soundstream	OFF	OFF	ON	ON
Blaupunkt, Most off-brand Radios	OFF	OFF	ON	ON
Alpine	OFF	OFF	OFF	OFF
Clarion	OFF	ON	ON	OFF
Kenwood	OFF	ON	ON	ON
JVC	OFF	ON	OFF	ON
Boss, Old Sony	OFF	ON	OFF	OFF
New Sony	OFF	OFF	ON	OFF

SWC MODULE

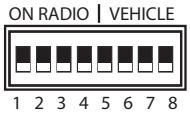

NOTE: For Atoto, Blaupunkt, Dual, Farenheit, Power Acoustik, Soundstream, and most off-brand radios, check the aftermarket radio's manual to see if the SWC buttons need to be programmed.

FORD STEERING WHEEL CONTROL DIP SWITCH SETTING:

DIP:	5	6	7	8
Ford	OFF	OFF	OFF	OFF

SWRFD-60L
SWC MODULE

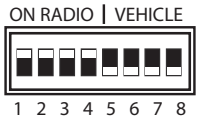

3.5MM SWC CABLE

Plug in the 3.5MM to 4-Pin SWC cable to the SWC module.

NOTE: Insulate the Blue/Yellow wire or 3.5mm plug if not being used.

Crux Interfacing Solutions • Chatsworth, CA 91311
phone: (818) 609-9299 • fax: (818) 996-8188 • www.cruxinterfacing.com

For aftermarket radios that have wires for SWC connections, cut off the 3.5mm plug on the Crux SWC Cable and connect the SWC wires as follows:

RED to SWC Key 1
WHITE to SWC Key 2
SHIELD to SWC Ground

Note that there are some radios that only have SWC1 and SWC2, in this case “shield” does not need to be connected.

VEHICLE APPLICATIONS:

FORD

2004-2006	Crown Victoria
2007-2010	Edge
2008-2012	Escape
2004-2010	Expedition
2004-2010	Explorer
2004-2012	F-150
2004-2012	F-250
2004-2012	F-350
2004-2012	F-450
2004-2012	F-550
2005-2007	Five Hundred
2009-2012	Flex
2004-2011	Focus
2004-2007	Freestar
2005-2007	Freestyle
2006-2012	Fusion
2004-2012	Mustang
2008-2010	Taurus
2004-2005	Thunderbird

MERCURY

2003-2005	Grand Marquis
2006-2010	Mariner
2006-2011	Milan
2005-2007	Montego
2004-2007	Monterey
2006-2010	Mountaineer
2008-2009	Sable

LINCOLN

2003-2005	Aviator
2004-2006	LS
2006-2008	Mark LT
2009-2010	MKS
2010-2011	MKT
2006-2011	MKX
2006-2011	MKZ
2007-2011	Navigator
2004-2010	Town Car
2006-2006	Zephyr

Compatible Ford SWC Types:

Type 1
4-Button

Type 2
4-Button

Type 3
5-Button

Type 4
6-Button

NOTE:
Steering Wheel Controls is NOT retained in vehicles with Sync.

Crux Interfacing Solutions • Chatsworth, CA 91311
phone: (818) 609-9299 • fax: (818) 996-8188 • www.cruxinterfacing.com