

PRODUCT FEATURES:

- Retains factory features in select FORD, LINCOLN, and MERCURY vehicles while functioning with an aftermarket radio.
- Pre-programmed to retain factory Steering Wheel Controls (on vehicles without Sync).
- iPhone Voice Recognition (VR) feature from SWC on select Kenwood, Pioneer, Alpine and JVC radios.
- Retains factory Aux-Input and Subwoofer (if equipped).
- EIA color coded wiring for easy installation.

PARTS INCLUDED:



SWRFD-60L MODULE



SWRFD-60L HARNESS

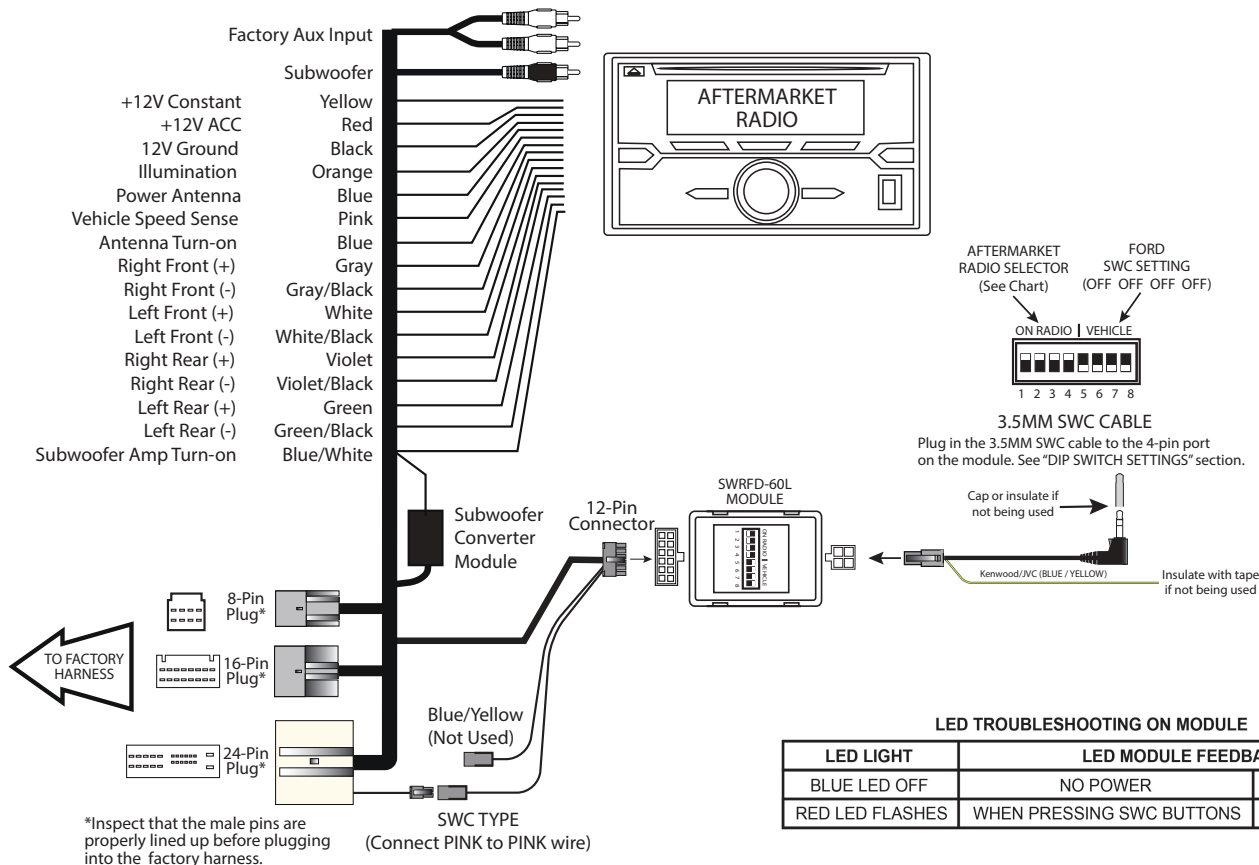


Antenna Adapter



SWC CABLE

INSTALLATION DIAGRAM:



NOTES:

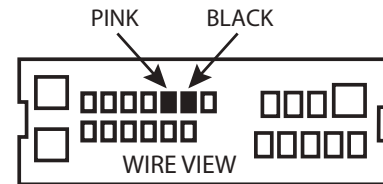
1. Only supports analog Steering Wheel Control type.
2. Use part number SWRFD-60 for CAN Bus Steering Wheel Control.
3. Output signal stated above may not cover all Year/Model.
4. Does not retain SYNC.
5. Not compatible with factory-installed Sony systems and THX systems with amplifier.

ANALOG CONNECTION:

HOW TO DETERMINE IF THE VEHICLE HAS ANALOG SWC:

Analog Steering Wheel Control (SWC) signal vehicles will have wires populated and line up to the PINK and BLACK wire on the 24-Pin Crux connector.

If one wire is missing then you will need to use Crux part number SWRFD-60.



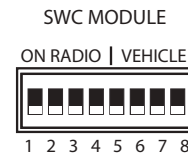
Crux 24-Pin Connector

NOTE: The 2006 F250/F350 is a 1-wire analog system.

DIP SWITCH SETTINGS:

AFTERMARKET RADIO DIP SWITCH SETTINGS:

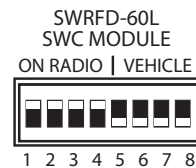
RADIO BRAND:	DIP:	1	2	3	4
Atoto, Dual, Farenheit, Jensen, Pioneer		OFF	OFF	ON	ON
Power Acoustik, Soundstream		OFF	OFF	ON	ON
Blaupunkt, Most off-brand Radios		OFF	OFF	ON	ON
Alpine		OFF	OFF	OFF	OFF
Clarion		OFF	ON	ON	OFF
Kenwood		OFF	ON	ON	ON
JVC		OFF	ON	OFF	ON
Boss, Old Sony		OFF	ON	OFF	OFF
New Sony		OFF	OFF	ON	OFF



NOTE: For Atoto, Blaupunkt, Dual, Farenheit, Power Acoustik, Soundstream, and most off-brand radios, check the aftermarket radio's manual to see if the SWC buttons need to be programmed.

FORD STEERING WHEEL CONTROL DIP SWITCH SETTING:

DIP:	5	6	7	8
Ford	OFF	OFF	OFF	OFF



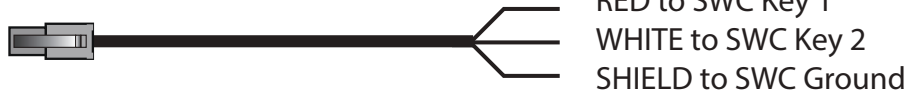
3.5MM SWC CABLE

Plug in the 3.5MM to 4-Pin SWC cable to the SWC module.

NOTE: Insulate the Blue/Yellow wire or 3.5mm plug if not being used.



For aftermarket radios that have wires for SWC connections, cut off the 3.5mm plug on the Crux SWC Cable and connect the SWC wires as follows:



Note that there are some radios that only have SWC1 and SWC2, in this case “shield” does not need to be connected.

VEHICLE APPLICATIONS:

FORD

- 2004-2006 Crown Victoria
- 2007-2010 Edge
- 2008-2012 Escape
- 2004-2010 Expedition
- 2004-2010 Explorer
- 2004-2012 F-150
- 2004-2012 F-250
- 2004-2012 F-350
- 2004-2012 F-450
- 2004-2012 F-550
- 2005-2007 Five Hundred
- 2009-2012 Flex
- 2004-2011 Focus
- 2004-2007 Freestar
- 2005-2007 Freestyle
- 2006-2012 Fusion
- 2004-2012 Mustang
- 2008-2010 Taurus
- 2004-2005 Thunderbird

MERCURY

- 2003-2005 Grand Marquis
- 2006-2010 Mariner
- 2006-2011 Milan
- 2005-2007 Montego
- 2004-2007 Monterey
- 2006-2010 Mountaineer
- 2008-2009 Sable

LINCOLN

- 2003-2005 Aviator
- 2004-2006 LS
- 2006-2008 Mark LT
- 2009-2010 MKS
- 2010-2011 MKT
- 2006-2011 MKX
- 2006-2011 MKZ
- 2007-2011 Navigator
- 2004-2010 Town Car
- 2006-2006 Zephyr

Compatible Ford SWC Types:




Type 1
4-Button



Type 2
4-Button



Type 3
5-Button



Type 4
6-Button

NOTE:

Steering Wheel Controls is NOT retained in vehicles with Sync.

