


PRODUCT FEATURES:

- Retains factory features in select Volvo vehicles while functioning with an aftermarket radio.
- Retains Steering Wheel Controls via built-in, pre-programmed interface
- Supports amplified and non-amplified systems.
- EIA color coded wiring for easy installation.

PARTS INCLUDED:



SWRVL-54 Module



SWRVL-54 Harness

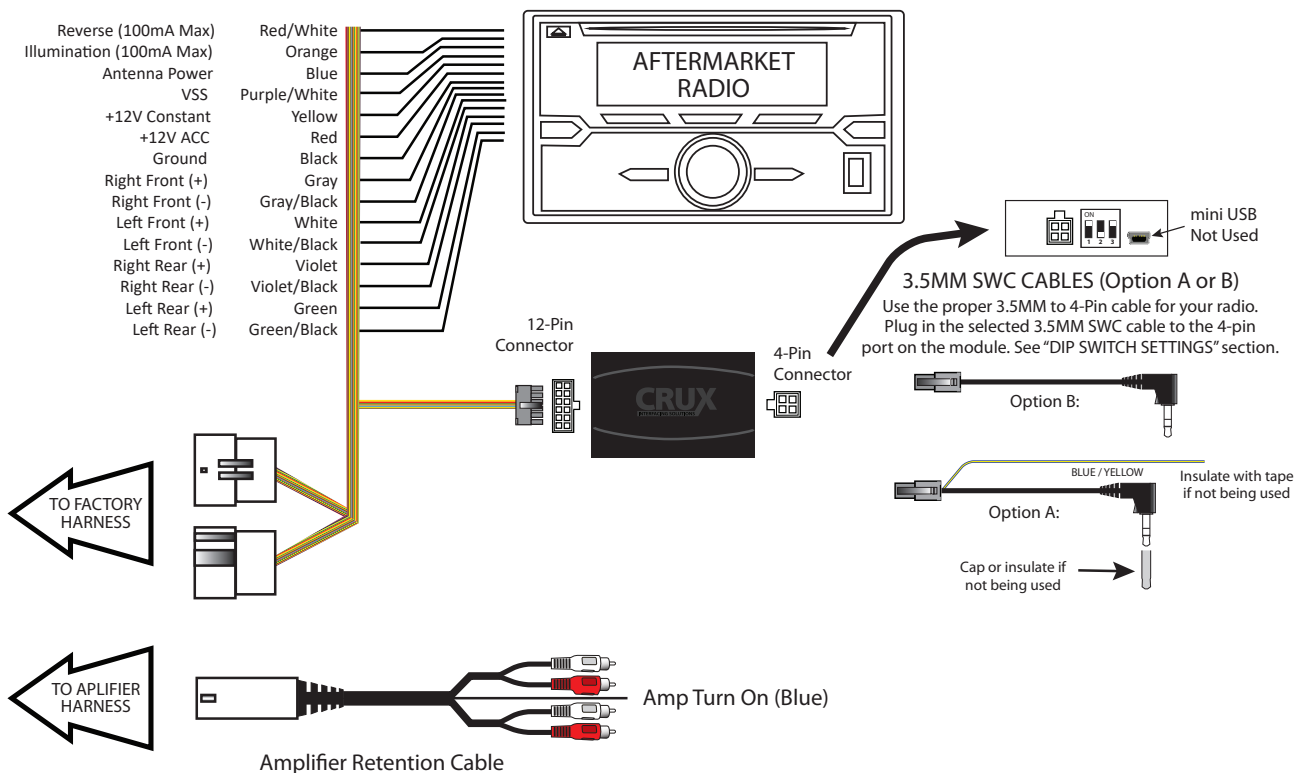


SWC Cables



Amp Retention Harness

INSTALLATION DIAGRAM:



DIP SWITCH SETTINGS:

AFTERMARKET RADIO DIP SWITCH SETTINGS:

RADIO BRAND:	DIP#:	1	2	3
Atoto, Dual, Fahrenheit, Jensen		OFF	ON	ON
Pioneer, Power Acoustik, Soundstream		OFF	ON	ON
Blaupunkt, Most off-brand Radio		OFF	ON	ON
Alpine		OFF	OFF	OFF
Clarion		ON	ON	OFF
Kenwood		ON	ON	ON
JVC		ON	OFF	ON
Boss, Old Sony		ON	OFF	OFF
New Sony		OFF	ON	OFF

SWC MODULE
 DIP SWITCH



NOTE: For Atoto, Blaupunkt, Dual, Fahrenheit, Power Acoustik, Soundstream, and most off-brand radios, check the aftermarket radio's manual to see if the SWC buttons need to be programmed.

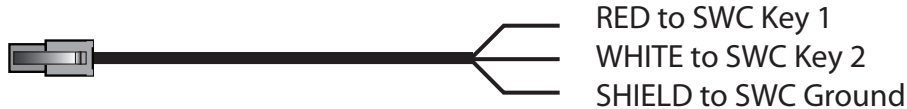
4-PIN SWC CABLE

Use the proper 3.5MM to 4-Pin SWC cable for the aftermarket radio you are using.

OPTION A is used for ALPINE, CLARION. For JVC and KENWOOD use Blue/Yellow wire.
 OPTION B is used for ATOTO, BLAUPUNKT, BOSS, DUAL, FARENHEIT, JENSEN, POWER ACOUSTIK,
 PIONEER, SONY, SOUNDSTREAM and Most Off-Brand Radios.

NOTE: Cap or insulate the 3.5mm plug or Blue/Yellow wire if not being used.

For aftermarket radios that have wires for SWC connections, cut off the 3.5mm plug on the Crux SWC Cable and connect the SWC wires as follows:



Note that there are some radios that only have SWC1 and SWC2, in this case "shield" does not need to be connected.

VEHICLE APPLICATIONS:

VOLVO

2001 - 2004	S40	2001 - 2007	V70*
1999 - 2009	S60	2001 - 2007	XC70*
1999 - 2005	S80	2002 - 2012	XC90*/**
2001 - 2004	V40		

1. *Compatible with CAN based vehicles only (2nd Generation / Type P26).
2. ** NOT Compatible with LIN bus and Fiber-optic systems. Please verify prior to installation.

