


## PRODUCT FEATURES:

- OEM style camera pods for the left and right side mirrors.
- Includes adjustable angle cameras.


## PARTS INCLUDED:



## INSTALLATION PROCEDURE:




1. Remove the door pull and remove door panel the screws.




2. Remove the door unlock handle cover and remove the screw.



3. Use a plastic pry bar to remove the window sail. Remove the trim panel clips.



4. Unhook the door panel by pulling it upward. Unplug the speaker and doorlock harness.



5. Use a hooked pick tool to remove the OEM side mirror cover. Fish the camera cable through the hole.



6. Tuck in the camera cable inside the cavity and snap in the CSV-FD15 side mirror cover with camera.



## VEHICLE APPLICATIONS:

### FORD

2016 – 2018 F150 (with removable OEM side mirror camera cover at the bottom)

*Not compatible with telescopic type side mirrors.*

