



PRODUCT FEATURES:

- Retains factory features in select GM Class II Data Bus vehicles while functioning with an aftermarket radio.
- Pre-programmed to retain factory Steering Wheel Controls.
- Supports Bose, non-Bose and Y-91 audio systems.
- Retains OnStar and chime functions.
- EIA color coded wiring for easy installation.
- Includes Double Din Dash kit

NOTES:

1. The Front and Rear fading are not retained on Y-91 Bose System.
2. The OnStar volume output is defaulted to low gain.
3. Does not retain rear seat volume controls.

PARTS INCLUDED:



DOUBLE DIN DASH KIT



DKGM-15 Module



DKGM-15 Harness

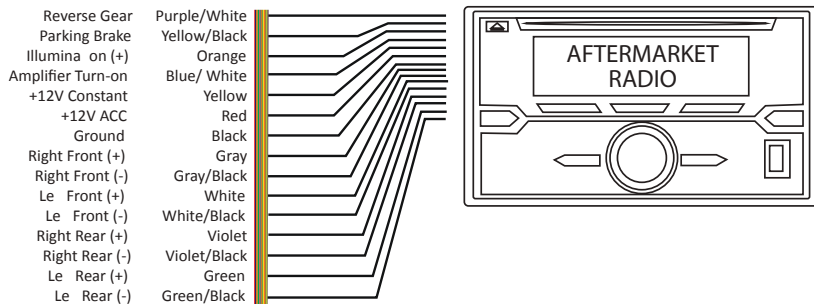


SWC Cable



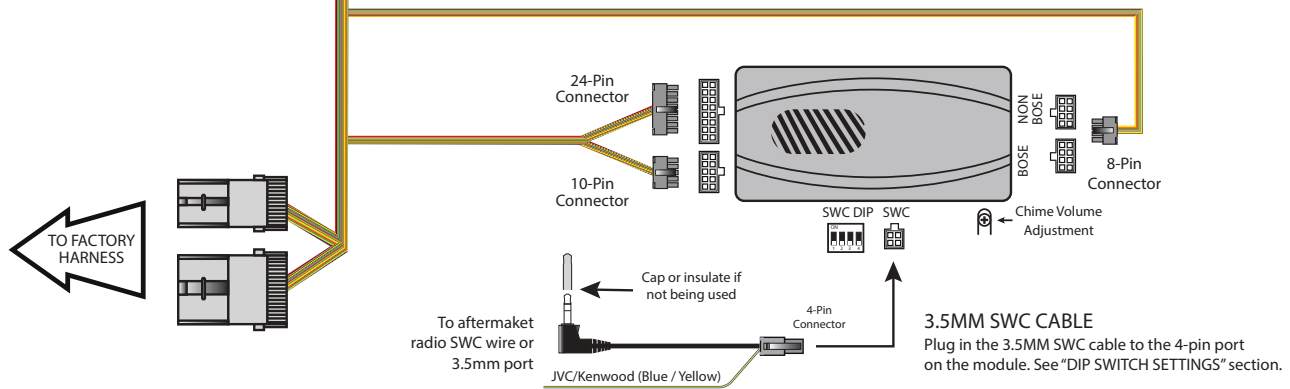
Antenna Adapter

INSTALLATION DIAGRAM:



TROUBLESHOOTING

LED LIGHT	LED MODULE FEEDBACK
Solid blue	CAN recognized
Flashing blue	CAN not recognized
Solid red	Module providing 12V ACC
Red off	12V ACC OFF

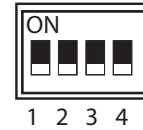




DIP SWITCH SETTINGS:

RADIO BRAND:	DIP#:	1	2	3	4
Atoto, Dual, Fahrenheit, Jensen,		OFF	OFF	ON	ON
Pioneer, Power Acoustik, Soundstream		OFF	OFF	ON	ON
Blaupunkt, Most off-brand Radio		OFF	OFF	ON	ON
Alpine		OFF	OFF	OFF	OFF
Clarion		OFF	ON	ON	OFF
Kenwood		OFF	ON	ON	ON
JVC		OFF	ON	OFF	ON
Boss, Old Sony		OFF	ON	OFF	OFF
New Sony		OFF	OFF	ON	OFF

SWC MODULE
DIP SWITCH



NOTE: For Atoto, Blaupunkt, Dual, Fahrenheit, Power Acoustik, Soundstream, and most off-brand radios, check the aftermarket radio's manual to see if the SWC buttons need to be programmed.

3.5MM SWC CABLE

Plug in the 3.5MM to 4-Pin SWC cable to the SWC module or use the Blue/Yellow wire for JVC and Kenwood.

For aftermarket radios that have wires for SWC connections, cut off the 3.5mm plug on the Crux SWC Cable and connect the SWC wires as follows:

Note that there are some radios that only have SWC1 and SWC2, in this case "shield" does not need to be connected.



SELECTING THE AUDIO SYSTEM:

If the vehicle is equipped with an amplified audio system, the DKGM-15 has a built-in audio level adaptor that outputs the proper audio level from the aftermarket radio to the factory amplifier. To use this feature, plug in the male 8-pin connector on the DKGM-15 harness to the GRAY female 8-pin connector on the DKGM-15 module. The module is also labeled "Bose" and "Non Bose" to avoid confusion. (see picture below)

If the vehicle is NOT equipped with a factory amplified system, plug in the male 8-pin connector to the BLACK female 8-pin on the DKGM-15 module.



BOSE
(Amplified)
Connection

Non-BOSE
(Non-Amplified)
Connection

CHIME VOLUME ADJUSTMENT:

The DKGM-15 has a potentiometer to adjust the chime volume. It is set at half way by default. To adjust the volume, simply use a suitable screw driver and turn the potentiometer clockwise to increase the volume and counter-clockwise to decrease the volume.

Chime
Volume
Adjustment



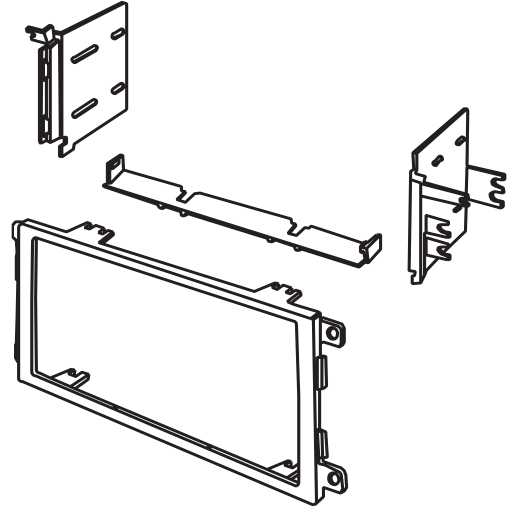


DASH KIT INSTALLATION:

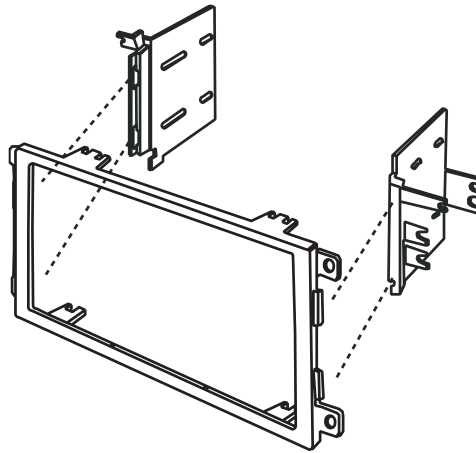
A Double DIN radio replacement dash kit is included in the kit to make the installation quick and easy.

Please make sure that you have all the parts shown below.

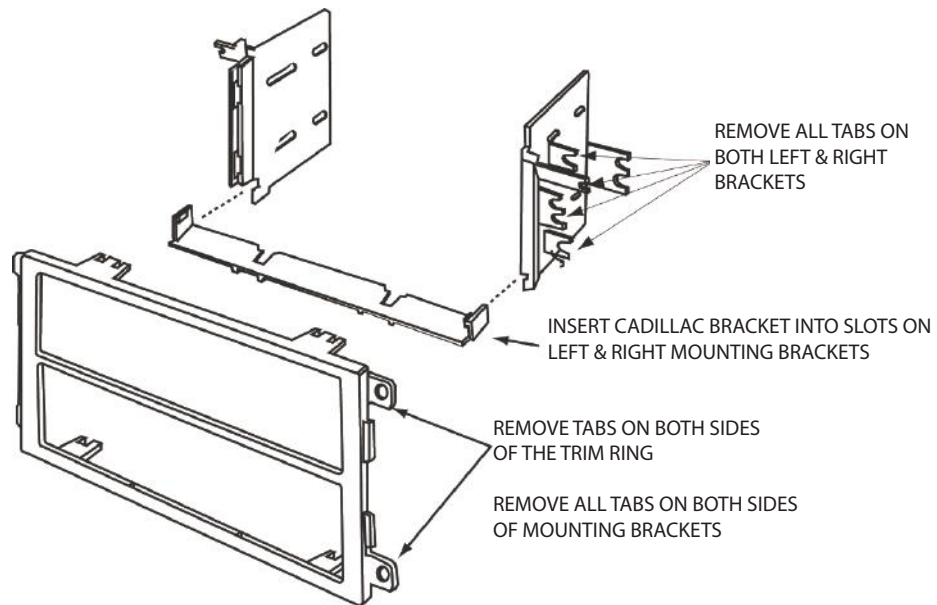
- (1) Main trim ring
- (1) Left ISO mounting bracket
- (1) Right ISO mounting bracket



Dash Kit Assembly



For Some Cadillac installation, see diagram below:



ONSTAR VOLUME ADJUSTMENT:

To adjust the OnStar volume, turn on OnStar and adjust the volume using the Steering Wheel Control volume

VEHICLE APPLICATIONS:

BUICK

2004-2005 Century
2005-2007 LaCrosse
2004-2007 Rainier
2003-2007 Rendezvous
2005-2007 Terraza

CADILLAC

2004-2006 Escalade

CHEVROLET

2003-2006 Avalanche
2000-2005 Cavalier
2004-2013 Colorado
2004-2007 Express
2000-2005 Impala
2001-2003 Malibu
2000-2005 Monte Carlo
2003-2004 S-10
2003-2006 Silverado
2007 Silverado Classic
2003-2006 SSR
2003-2006 Suburban
2003-2006 Tahoe
2002-2009 Trailblazer
2005-2008 Uplander
2003-2005 Venture

GMC

2004-2011 Canyon
2002-2009 Envoy
2003-2007 Savana
2003-2006 Sierra
2007 Sierra Classic
2003-2006 Yukon

HUMMER

2003-2007 H2
2005-2010 H3

ISUZU

2003-2008 Ascender

OLDSMOBILE

2001-2004 Alero
2002-2004 Bravada
2000-2004 Silhouette

PONTIAC

2001-2005 Aztec
2001-2005 Grand Am
2004-2008 Grand Prix
2000-2006 Montana
2000-2005 Sunfire

SAAB

2005-2008 9-7X

SATURN

2005-2007 Relay

NOTE:

- Does not retain rear seat volume controls.

