


### PRODUCT FEATURES:

- Retains Factory Features in Select Ford Vehicles.
- Retains Factory Steering Wheel Controls via Built-in Pre-programmed Interface.
- Made for Non Amplified Vehicles.
- Provides Accessory Power (2A max).
- Provides Illumination Output.
- Provides Reverse Signal.

### PARTS INCLUDED:



SWRFD-60T MODULE



SWRFD-60T HARNESS

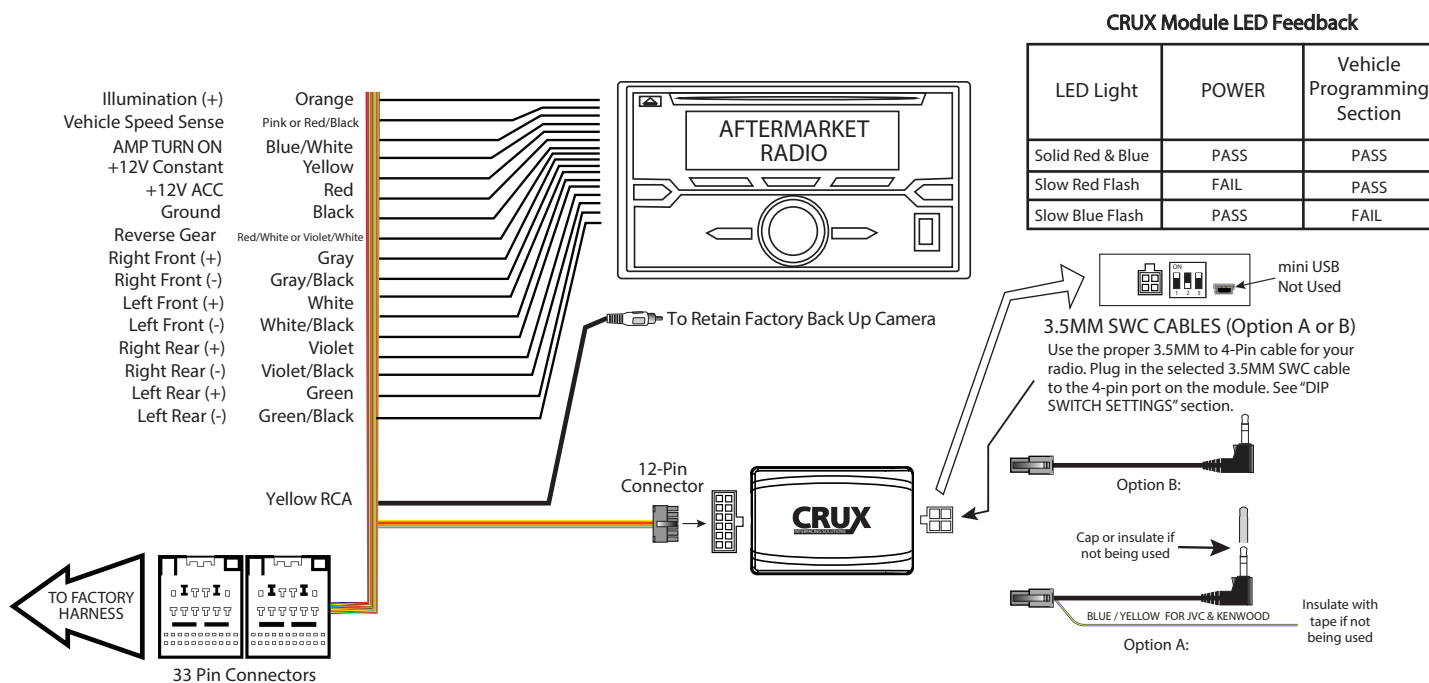


SWC Cables



Universal Radio  
Key A Key B SWC

### INSTALLATION DIAGRAM:



## DIP SWITCH SETTINGS:

### AFTERMARKET RADIO DIP SWITCH SETTINGS:

RADIO BRAND:	DIP#:	1	2	3
Atoto, Dual, Fahrenheit, Jensen, Nakamichi,		OFF	ON	ON
Pioneer, Power Acoustik, Soundstream		OFF	ON	ON
Blaupunkt, Most off-brand Radio		OFF	ON	ON
Alpine		OFF	OFF	OFF
Clarion		ON	ON	OFF
Kenwood		ON	ON	ON
JVC		ON	OFF	ON
Boss, Old Sony		ON	OFF	OFF
New Sony (with CarPlay)		OFF	ON	OFF

SWC MODULE  
DIP SWITCH



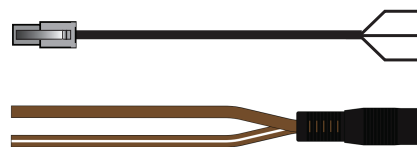
NOTE: For Atoto, Blaupunkt, Dual, Fahrenheit, Nakamichi, Power Acoustik, Soundstream, and most off-brand radios, check the aftermarket radio's manual to see if the SWC buttons need to be programmed.

### 3.5MM SWC CABLE

Plug in the 3.5MM to 4-Pin SWC cable to the SWC module or use the Blue/White wire for JVC and Kenwood.

For aftermarket radios that have wires for SWC connections, cut off the 3.5mm plug on the Crux SWC Cable (option B) and connect the SWC wires as follows:

Note that there are some radios that only have SWC1 and SWC2, in this case "shield" does not need to be connected.



RED to SWC Key 1  
WHITE to SWC Key 2  
SHIELD to SWC Ground

Universal Radios  
BROWN to SWC Key 1  
BROWN/WHITE to SWC Key 2

## VEHICLE APPLICATIONS:

### FORD

2021 - Up E Series  
2020 - Up Eco Sport  
2020 - Up Escape  
2020 - Up F250/F350/F450/F550  
2020 - Up Transit  
2020 - Up Transit Connect

### NOTE:

Does not retain Sync.

