


## PRODUCT FEATURES:

- Retains factory features in select Nissan vehicles while functioning with an aftermarket radio.
- Pre-programmed to retain factory Steering Wheel Controls.
- Includes antenna adapter.

## PARTS INCLUDED:



SWRNS-63U Module



SWRNS-63U Harness



NSBT-BP (Bluetooth Bypass)

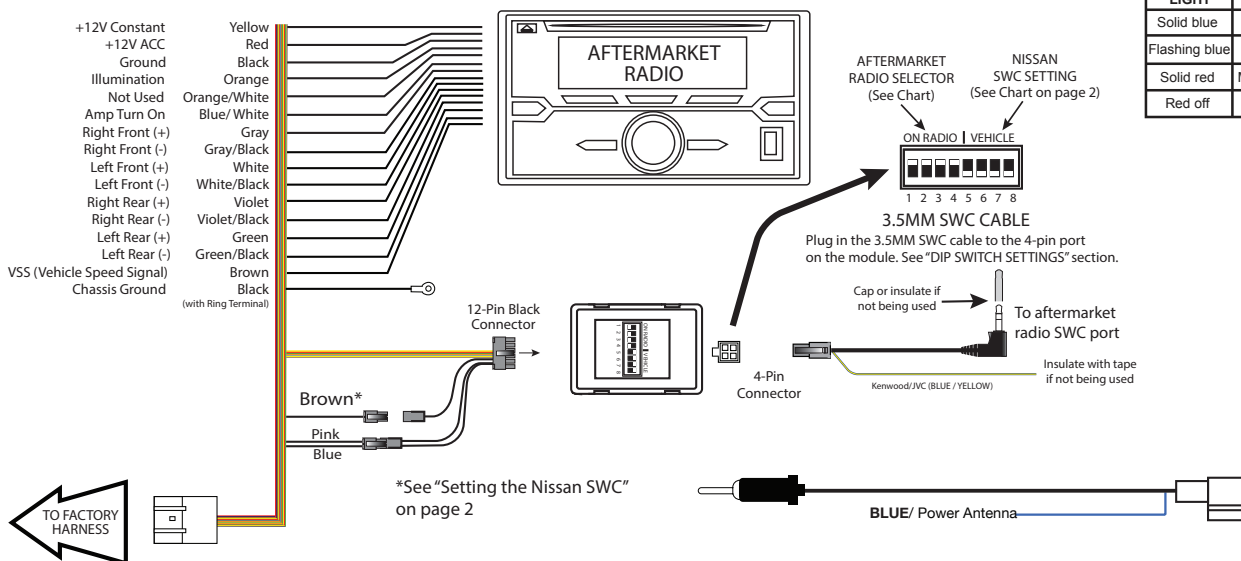


SWC Cable



Antenna Adapter

## INSTALLATION DIAGRAM:



## TROUBLESHOOTING

LED LIGHT	LED MODULE FEEDBACK
Solid blue	CAN recognized
Flashing blue	CAN not recognized
Solid red	Module providing 12V ACC
Red off	12V ACC OFF



## DIP SWITCH SETTINGS:

**There are two possible DIP switch settings for Nissan vehicles as follows:**

**Nissan 1** = DIP: 5 = OFF, DIP: 6 = ON, DIP: 7 = OFF, DIP: 8 = OFF    Brown wires NOT connected

**Nissan 2** = DIP: 5 = ON, DIP: 6 = OFF, DIP: 7 = OFF, DIP: 8 = OFF    Brown wires connected

MODEL	YEAR	DIP SETTING
370Z	2009 - 2015	Nissan 2
Altima (Bose)	2007 - 2013	Nissan 2
Altima (Base)	2007 - 2013	Nissan 1
Armada	2013 - 2015	Nissan 2
Armada	2009 - 2012	Nissan 1
Cube	2009 - 2014	Nissan 2
Frontier	2007 - 2017	Nissan 1 or Nissan 2
Juke	2011 - 2015	Nissan 2
Leaf	2011 - 2015	Nissan 2
Maxima	2010 - 2014	Nissan 2 or Nissan 1*
Maxima	2008 - 2009	Nissan 2
NV1500	2012 - 2015	Nissan 2
NV2500HD	2012 - 2015	Nissan 2
NV3500HD	2013 - 2015	Nissan 2
Pathfinder	2013	Nissan 2
Pathfinder	2008 - 2012	Nissan 1
Quest	2011 - 2015	Nissan 2
Rogue	2011 - 2013	Nissan 2
Rogue	2008 - 2010	Nissan 2 or Nissan 1*
Sentra	2013 - 2016	Nissan 2 or Nissan 1*
Sentra	2007 - 2012	Nissan 1
Versa	2013 - 2015	Nissan 2
Versa	2007 - 2012	Nissan 1

\*Vehicles with 5 button SWC use Nissan 1 settings. Vehicles with 6 or more buttons use Nissan 2 settings.

Some Nissan vehicles, equipped with Bluetooth buttons will use the nissan 2 settings but the brown wire will not be connected.

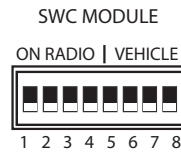
For example the 2015 Nissan Sentra S no Bose no factory nav.




**DIP SWITCH SETTINGS:**

**AFTERMARKET RADIO DIP SWITCH SETTINGS:**

RADIO BRAND:	DIP:	1	2	3	4
Atoto, Dual, Fahrenheit, Jensen, Pioneer		OFF	OFF	ON	ON
Power Acoustik, Soundstream		OFF	OFF	ON	ON
Blaupunkt, Most off-brand Radios		OFF	OFF	ON	ON
Alpine		OFF	OFF	OFF	OFF
Clarion		OFF	ON	ON	OFF
Kenwood		OFF	ON	ON	ON
JVC		OFF	ON	OFF	ON
Boss, Old Sony		OFF	ON	OFF	OFF
New Sony		OFF	OFF	ON	OFF



**SWC Troubleshoot option**



Located internally  
Need to take plastic  
Casing off module

- If Steering Wheel Controls don't work or work properly please switch internal dip switch from 3v3 to 5v as shown in picture above.

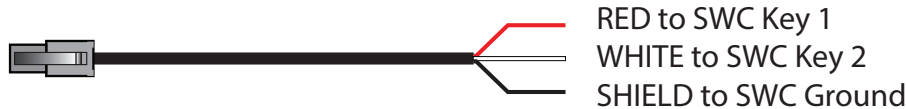
**NOTE:** For Atoto, Blaupunkt, Dual, Fahrenheit, Power Acoustik, Soundstream, and most off-brand radios, check the aftermarket radio's manual to see if the SWC buttons need to be programmed.

**3.5MM SWC CABLE**

Plug in the 3.5MM to 4-Pin SWC cable to the SWC module.

NOTE: Insulate the Blue/Yellow wire or 3.5mm plug if not being used.

For aftermarket radios that have wires for SWC connections, cut off the 3.5mm plug on the Crux SWC Cable and connect the SWC wires as follows:



Note that there are some radios that only have SWC1 and SWC2, in this case "shield" does not need to be connected.

**NISSAN BLUETOOTH BYPASS:**

In select Nissan vehicles, the factory Bluetooth buttons on the steering wheel are routed through the factory Bluetooth module. The factory Bluetooth module cannot be retained with the new aftermarket radio. You must bypass the factory Bluetooth module by plugging in the NSBT-BP (included in the kit) to the Bluetooth module to use the factory Bluetooth buttons.

Bluetooth module locations:

2008-2011	370Z	Top of Trunk
2007-2012	Altima	(Coupe) Left side of the trunk (Sedan) Top of trunk
2009-2012	Cube	Under front passenger seat
2008-2017	Frontier	Under front passenger seat
2011-2015	Juke	(Non NAV models) Under the right side of the glove box
2007-2008	Maxima	Under the driver's seat
2008-2010	Quest	Under front passenger seat
2008-2012	Rogue	Right side of the trunk
2007-2012	Sentra	Under the driver's seat
2007-2012	Versa	Right side of the trunk



**VEHICLE APPLICATIONS:**

**NISSAN**

2009 – 2015	370Z	2012 – 2015	NV2500 HD
2007 – 2013	Altima	2013 – 2015	NV3500 HD
2008 – 2015	Armada	2008 – 2012	Pathfinder
2009 – 2014	Cube	2011 – 2015	Quest
2007 – 2017	Frontier	2008 – 2013	Rogue
2011 – 2015	Juke	2007 – 2016	Sentra*
2011 – 2015	Leaf	2007 – 2015	Versa
2007 – 2012	Maxima		
2009 – 2014	Murano		
2012 – 2015	NV1500		

\*Voice Recognition is available on 2014 Sentra using the following radios:

Pioneer AVX41000 NVX

Pick Up/Talk button on SWC:

- Short Press = "Pick Up"
- Long Press = "Voice Recognition"

JVC KD-S88BT

Pick Up/Talk button on SWC:

- Short Press = "Pick Up"
- Long Press = "Voice Recognition"

