

PRODUCT FEATURES:

- Retains factory features in select Honda vehicles while functioning with an aftermarket radio.
- Pre-programmed to retain factory Steering Wheel Controls.
- Retains Factory Auxiliary Input.
- EIA color coded wiring for easy installation.

NOTES:

1. Does not support amplified systems.
2. Does not retain Rear Seat Entertainment system (RSE).
3. Does not retain factory navigation system.

PARTS INCLUDED:



SWRHN-62L MODULE



SWRHN-62L HARNESS

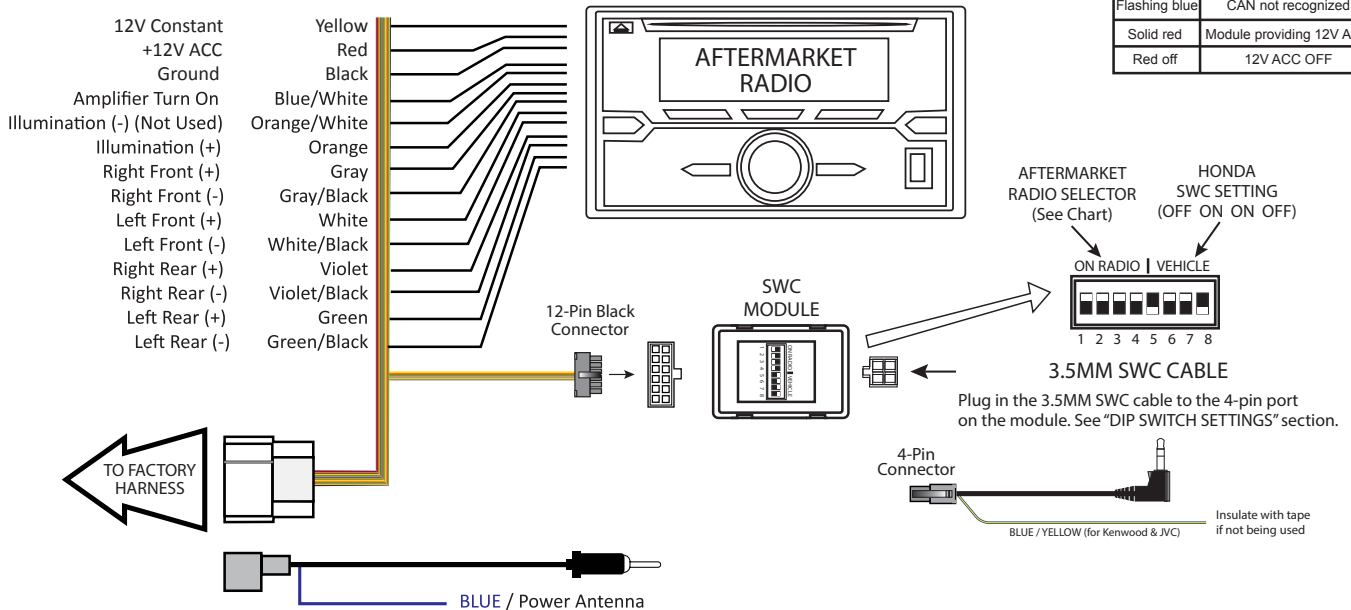


ANTENNA ADAPTER



SWC CABLE

INSTALLATION DIAGRAM:



TROUBLESHOOTING

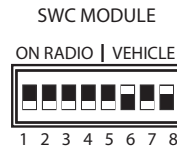
LED LIGHT	LED MODULE FEEDBACK
Solid blue	CAN recognized
Flashing blue	CAN not recognized
Solid red	Module providing 12V ACC
Red off	12V ACC OFF



DIP SWITCH SETTINGS:

AFTERMARKET RADIO DIP SWITCH SETTINGS:

RADIO BRAND:	DIP:	1	2	3	4
Atoto, Dual, Farenheit, Jensen, Pioneer		OFF	OFF	ON	ON
Power Acoustik, Soundstream		OFF	OFF	ON	ON
Blaupunkt, Most off-brand Radios		OFF	OFF	ON	ON
Alpine		OFF	OFF	OFF	OFF
Clarion		OFF	ON	ON	OFF
Kenwood		OFF	ON	ON	ON
JVC		OFF	ON	OFF	ON
Boss, Old Sony		OFF	ON	OFF	OFF
New Sony		OFF	OFF	ON	OFF



SWC Troubleshoot option



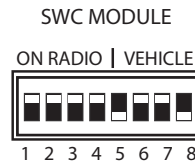
Located internally
 Need to take plastic
 Casing off module

- If Steering Wheel Controls don't work or work properly please switch internal dip switch from 3v3 to 5v as shown in picture above.

NOTE: For Atoto, Blaupunkt, Dual, Farenheit, Power Acoustik, Soundstream, and most off-brand radios, check the aftermarket radio's manual to see if the SWC buttons need to be programmed.

HONDA STEERING WHEEL CONTROL DIP SWITCH SETTING:

DIP:	5	6	7	8
Honda	OFF	ON	ON	OFF

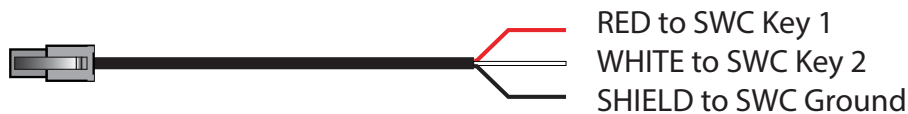


3.5MM SWC CABLE

Plug in the 3.5MM to 4-Pin SWC cable and set the DIP switches to the aftermarket radio you are using.

NOTE: Insulate the Blue/Yellow wire or 3.5mm plug if not being used.

For aftermarket radios that have wires for SWC connections, cut off the 3.5mm plug on the Crux SWC Cable and connect the SWC wires as follows:



Note that there are some radios that only have SWC1 and SWC2, in this case "shield" does not need to be connected.

VEHICLE APPLICATIONS:

Honda

- 2008 – 2012 Accord DX/EX/LX*
- 2011 – 2013 CRZ
- 2009 – 2013 Fit
- 2008 – 2011 Odyssey
- 2009 – 2013 Pilot*
- 2009 – 2013 Ridgeline

*Does NOT retain factory radio display.

